

YEAR 2022-23

Post-Graduate Institute of Medical Sciences, Lucknow

STATEMENT OF FIXED ASSETS FOR THE YEAR 2022-23

Particulars	Rate of Dep.	A		B		C		D		E		F	
		Opening balance as on 1st April 2022	Trs	(A+B)	Total as on 31.03.2023	Up To 31.03.2022	Depreciation 2022-23	(C+D)	Up To 31.03.2023	(AB-CD)	Net Block as on 31.03.2023	Schedule 7 as on 31.03.2022	
		Amount (Rs.)		Amount (Rs.)	Amount (Rs.)	Amount (Rs.)	Amount (Rs.)	Amount (Rs.)	Amount (Rs.)	Amount (Rs.)	Amount (Rs.)	Amount (Rs.)	Amount (Rs.)
Medical Equipment	15%	6,15,49,87,283.24		85,36,03,018.94	7,00,85,90,302.18	3,49,07,94,871.42	52,76,69,314.61	4,01,84,64,186.03	2,99,01,26,116.15	2,66,41,92,411.82			
Car & inst. of other eqp	15%	20,73,11,956.78		2,73,000.00	20,75,84,956.78	16,45,44,844.20	64,56,016.89	17,10,00,861.09	3,65,84,095.69	4,27,67,112.58			
Furniture & linen	15%	63,47,898.24		-	63,47,898.24	40,99,647.14	3,37,237.87	44,36,884.81	19,11,013.43	22,48,251.10			
Building	10%	5,71,67,43,696.00		1,08,10,71,720.00	6,79,78,15,416.00	2,96,73,63,096.29	24,07,00,362.15	3,41,89,671.99	3,44,74,07,087.74	2,74,93,80,599.71			
Building Residential	5%	87,38,27,058.00		5,06,66,744.00	92,44,93,802.00	24,07,00,362.15	65,90,193.07	27,48,90,034.14	64,96,03,767.86	63,31,26,695.85			
Computer	40%	12,83,90,777.20		13,92,960.00	12,97,83,737.20	11,33,08,254.52	3,41,89,671.99	11,98,98,447.59	98,85,269.61	1,50,82,522.68			
Electrical Equip	15%	38,82,12,801.59		10,85,653.00	38,92,98,454.59	30,58,15,673.61	1,25,22,417.15	31,83,38,090.76	7,09,60,363.83	8,23,97,127.98			
Furniture & Furnishing	10%	18,10,12,387.55		2,68,34,075.00	20,78,46,462.55	8,78,31,791.28	1,20,01,467.13	9,98,33,258.41	10,80,13,204.14	9,31,80,596.27			
Landscaping work	10%	3,12,17,300.09		-	3,12,17,300.09	2,34,31,011.11	7,78,628.90	2,42,09,640.01	70,07,660.08	77,86,288.98			
Library Books	40%	40,74,03,355.70		1,22,06,372.00	41,96,09,727.70	34,73,03,413.86	2,89,22,525.54	37,62,25,939.40	4,33,83,788.30	6,00,99,941.84			
Library Equipment	15%	1,34,089.62		10,10,750.00	11,44,839.62	1,01,857.32	1,56,447.35	2,58,304.87	8,86,534.95	32,232.30			
Office equipment	15%	4,40,69,961.28		6,30,827.00	4,49,00,788.28	3,29,35,046.26	17,94,861.30	3,47,29,907.56	1,01,70,880.72	1,11,34,915.02			
Purchase other than Japan	15%	4,771.13		-	4,771.13	4,354.21	62.54	4,416.75	354.38	416.92			
Telecommunication	15%	89,652.70		-	89,652.70	81,821.12	1,174.74	82,995.86	6,656.84	7,831.58			
Vehicles	15%	1,31,66,581.15		-	1,31,66,581.15	69,65,951.78	9,30,094.41	78,96,046.19	52,70,534.96	62,00,829.37			
Building (WIP)	0%	2,73,45,00,000.00		87,86,33,000.00	3,61,31,33,000.00	-	-	-	3,61,31,33,000.00	2,73,45,00,000.00			
<b>Total</b>		<b>16,88,74,19,570.27</b>		<b>2,90,76,08,119.94</b>	<b>19,79,50,27,690.21</b>	<b>7,78,52,81,996.27</b>	<b>1,01,53,95,345.26</b>	<b>8,80,06,77,341.53</b>	<b>10,99,43,50,348.68</b>	<b>9,10,21,37,574.00</b>			
Previous Year		12,80,24,50,538.27		4,08,49,69,032.00	16,88,74,19,570.27	6,88,94,30,102.66	89,58,51,893.61	7,78,52,81,996.27	9,10,21,37,574.00	5,91,30,20,435.61			

(Ram Saran)  
JAO

(Adarsh Srivastava)  
JAO

(B. K. Dhismena)  
JAO

(Manoj Srivastava)  
Accounts Officer

Refer to our compilation reports & notes on accounts for Madhur Jain & Co (Chartered Accountants)

Madhur Jain  
(Madhur Jain)  
Partner



31 OCT 2023

Books = 122,06,372 = ✓  
 online journals = 163,11,066 = ✓  
 total = 285,17,438 = ✓

(Biswajeet Rai)  
Finance Officer

(Prof R K Dhiman)  
Director

*Varun Bajpai*

Lt Col Varun Bajpai VSM  
Executive Registrar  
SGPGIMS, Lucknow

YEAR 2022-23

**Director SGPGIMS Academic Accounts**  
**Sanjay Gandhi Post Graduate Institute of Medical Sciences, Lucknow**  
**Statement of Income & Expenditure for the year ended 31.03.2023**

Expenditure	Amount (Rs.)	Income	Amount (Rs.)
To Miscellaneous Expenses	59,55,058.00	By Academic Fees (Annexure-H)	3,48,30,000.00
To Advertisement	15,55,944.00	By Admission Fees	18,95,000.00
To Traveling Expenses	16,16,674.00	By Application Fees	74,200.00
To Printing & Stationery	6,47,654.00	By Enrolment Fees	1,68,000.00
To Remuneration	62,12,743.00	By Examination Fees	16,00,100.00
To Online Journal Expenses	1,63,11,064.00	By Interest from Savings Bank A/c	22,21,613.00
To Surplus For The Year	1,42,74,091.00	By Hostel Fees	12,31,500.00
		By Library Fees	4,69,150.00
		By Medical Subscription	1,24,200.00
		By Bond Money	30,00,000.00
		By Misc Income	4,89,065.00
		By Bsc. Nursing J&K Students Fellowship	4,70,400.00
<b>Total</b>	<b>4,65,73,228.00</b>		<b>4,65,73,228.00</b>

Schedule: Notes to Accounts

Read with our Compilation report of even date annexed.

For Madhur Jain & Co.  
Chartered Accountants

Madhur Jain  
[Partner]



[B.P. Bhuwan]  
[Jr AO]

[Sanjay Dua]  
[A.O Research]

[Biswajeet Rai]  
[Finance Officer]

Place: Lucknow  
Dated:

[Dr. Shaleen Kumar]  
[Dean]

[Prof R K Dhiman]  
[Director]

**Lt Col Varun Bajpai VSM**  
Executive Registrar  
SGPGIMS, Lucknow

YEAR 2021-22

Sanjay Gandhi Post-Graduate Institute of Medical Sciences, Lucknow

SCHEDULE OF FIXED ASSETS FOR THE YEAR 2021-22

S No.	Particulars	Rate of Dep.	Gross Block (A+B)			Depreciation (C+D)			Net Block as on 31.03.2022
			Opening balance as on 1st April 2021	Transaction during 2021-22 (Net)	Total as on 31.03.2022	Up To 31.03.2021	2021-22	Up To 31.03.2022	
			Amount (Rs.)	Amount (Rs.)	Amount (Rs.)	Amount (Rs.)	Amount (Rs.)	Amount (Rs.)	
1	Medical Equipment	15%	5,58,22,99,825.24	57,26,87,458.00	6,15,49,87,283.24	3,02,06,43,269.33	47,01,51,602.09	3,49,07,94,871.42	2,66,41,92,411.83
2	Pur & inst. of other eqp.	15%	20,72,02,781.78	1,09,175.00	20,73,11,956.78	15,69,97,706.69	75,47,137.51	16,45,44,844.20	4,27,67,117.59
3	Bedding & linen	15%	63,47,898.24	-	63,47,898.24	37,02,896.95	3,96,750.19	40,99,647.14	22,48,221.12
4	Building	10%	5,52,92,87,744.00	18,74,55,952.00	5,71,67,43,696.00	2,66,18,76,362.99	30,54,86,733.30	2,96,73,63,096.29	2,74,93,80,599.71
5	Building Residential	5%	36,45,71,858.00	5,05,713.00	36,96,47,571.00	10,32,53,239.40	1,00,55,015.12	24,07,00,362.15	63,31,26,636.69
6	Computer	40%	12,78,85,064.20	50,92,55,200.00	63,71,40,264.20	20,73,77,904.47	3,33,22,457.68	2,96,73,63,096.29	2,74,93,80,599.71
7	Electrical Eqpt.	15%	37,69,33,033.59	1,12,79,768.00	38,82,12,801.59	18,10,12,387.55	1,45,40,669.64	11,33,08,254.52	1,50,82,522.68
8	Furniture & Furnishing	10%	17,95,09,236.55	15,03,151.00	18,10,12,387.55	7,74,78,391.69	1,03,53,399.59	30,58,15,673.61	8,23,97,127.93
9	Landscaping work	10%	3,12,17,300.09	-	3,12,17,300.09	2,25,65,867.89	8,65,143.22	8,78,31,791.28	9,31,80,596.27
10	Library Books	40%	34,46,63,694.70	6,27,39,661.00	40,74,03,355.70	30,72,36,785.97	4,00,66,627.89	34,73,03,413.66	6,00,99,941.34
11	Library Equipment	15%	1,34,089.62	-	1,34,089.62	96,169.27	5,688.05	1,01,857.32	32,232.30
12	Office equipment	15%	3,91,37,007.28	49,32,954.00	4,40,69,961.28	3,09,70,061.28	19,64,985.00	3,29,35,046.26	1,11,34,915.02
13	Purchase other than Japan	15%	4,771.13	-	4,771.13	4,280.63	73.58	4,354.21	416.92
14	Telecommunication	15%	89,652.70	-	89,652.70	80,439.08	1,382.04	81,821.12	7,831.58
15	Vehicles	15%	1,31,66,581.15	-	1,31,66,581.15	58,71,723.07	10,94,228.71	69,65,951.76	62,00,629.37
16	Building (WIP)	0%	-	2,73,45,00,000.00	2,73,45,00,000.00	-	-	-	2,73,45,00,000.00
<b>Total</b>			<b>12,80,24,50,538.27</b>	<b>4,08,49,69,032.00</b>	<b>16,88,74,19,570.27</b>	<b>6,88,94,30,102.66</b>	<b>89,58,51,893.61</b>	<b>7,78,52,81,996.27</b>	<b>9,10,21,37,574.00</b>
Previous Year			11,81,19,11,843.30	99,05,38,694.97	12,80,24,50,538.27	6,02,96,48,348.12	85,97,81,754.54	6,88,94,30,102.66	5,91,30,20,356.61

(Ram Saran)  
Asstt. Accountant

(Adarsh Srivastava)  
Asstt. Accountant

(D.K. Dhasmana)  
JAO

(Manoj Srivastava)  
Accounts Officer

Refer to our completion reports & Notes on accounts  
For Madhur Jain & Co.  
(Chartered Accountants)

(Madhur Jain)  
Partner



(Vatsala Shivam)  
Finance Officer

(Prof R K Dhiman)  
Director

Books 62739661-  
e. Journals -  
Total 62739661- =

27 OCT 2022

*Varun Bajpai*

Lt Col Varun Bajpai VSM  
Executive Registrar  
SGPGIMS, Lucknow

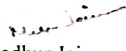
YEAR 2021-22


**Director SGPGIMS Academic Accounts**  
**Sanjay Gandhi Post Graduate Institute of Medical Sciences, Lucknow**  
**Statement of Income & Expenditure for the year ended 31.03.2022**


Expenditure	Amount (Rs.)	Income	Amount (Rs.)
To Miscellaneous Expenses	81,85,251.00	By Academic Fees	2,87,47,375.00
To Advertisement	8,40,160.00	By Admission Fees	12,20,700.00
To Traveling Expenses	5,66,486.00	By Application Fees	1,73,000.00
To Printing & Stationery	2,29,287.00	By Enrolment Fees	1,26,000.00
To Remuneration	86,62,984.00	By Examination Fees	13,60,725.00
To Bank Charges	24,599.59	By Interest from Savings Bank A/c	53,85,554.00
To Surplus For The Year	2,17,46,000.41	By Hostel Fees	10,76,500.00
		By Library Fees	3,90,150.00
		By Medical Subscription	82,800.00
		By Bond Money	15,00,000.00
		By Misc Income	1,72,350.00
		By L D Charges	19,614.00
<b>Total</b>	<b>4,02,54,768.00</b>		<b>4,02,54,768.00</b>


Read with our Compilation report of even date annexed.

For Madhur Jain & Co.  
Chartered Accountants


  
Madhur Jain  
[Partner]


  
[B.P. Bhawan]  
[Asst. Acct]


  
[Upendra Srivastava]  
[Jr. A.O Research]

  
[Sanjay Dua]  
[A.O Research]

Place: Lucknow  
Dated:

  
[Vatsala Shivam]  
[Finance Officer]

  
[Dr. S.P. Ambesh]  
[Dean] 22/11/2022

  
[Prof R K Dhiman]  
[Director]



  
**Lt Col Varun Bajpai VSM**  
Executive Registrar  
SGPGIMS, Lucknow


YEAR 2020-21

Sanjay Gandhi Post-Graduate Institute of Medical Sciences, Lucknow

SCHEDULE OF FIXED ASSETS FOR THE YEAR 2020-21

S No.	Particulars	Rate of Dep.	Gross Block (A+B)			Depreciation (C+D)			(A-B-C)		(A-C)
			Opening balance as on 1st April 2020	Transaction during 2020-21 (Net)	Total as on 31.03.2021	Up To 31.03.2020	2020-21	Up To 31.03.2021	as on 31.03.2021	as on 31.03.2021	Net Block
			Amount (Rs.)	Amount (Rs.)	Amount (Rs.)	Amount (Rs.)	Amount (Rs.)	Amount (Rs.)	Amount (Rs.)	Amount (Rs.)	Amount (Rs.)
1	Medical Equipment	15%	4,92,71,34,976.24	65,51,64,849.00	5,58,22,99,825.24	2,56,85,86,230.05	45,20,57,039.28	3,02,06,43,269.33	2,56,16,56,555.91	2,35,8	
2	Pur. & inst. of other eqp.	15%	20,50,26,199.78	21,78,552.00	20,72,02,781.78	14,81,37,987.56	88,59,719.13	15,69,97,706.69	5,02,05,075.09	5,6	
3	Bedding & linen	15%	55,55,898.24	7,92,000.00	63,47,898.24	32,36,132.02	4,66,764.93	37,02,896.95	26,45,001.29	2,95,2	
4	Building	10%	5,29,81,35,955.68	23,11,51,788.32	5,52,92,87,744.00	2,34,32,75,098.43	31,86,01,264.56	2,66,18,76,362.99	2,86,74,11,381.01	2	
5	Building Residential	5%	33,15,32,000.00	3,30,39,858.00	36,45,71,858.00	19,91,04,538.51	82,73,365.96	20,73,77,904.47	15,71,93,553.53	13,2	
6	Computer	40%	12,78,59,403.20	25,661.00	12,78,85,064.20	8,68,32,022.86	1,64,21,216.54	10,32,53,239.40	2,46,31,824.80	4,71	
7	Electrical Eqpt	15%	37,62,69,135.59	6,63,898.00	37,69,33,033.59	27,61,58,881.10	1,51,16,122.87	29,12,75,003.97	8,56,58,029.62	10,21	
8	Furniture & Furnishing	10%	16,36,20,055.55	1,58,89,181.00	17,95,09,236.55	6,61,41,631.15	1,13,36,760.54	7,74,78,391.69	10,20,30,844.86	9,71	
9	Landscaping work	10%	3,12,17,300.09		3,12,17,300.09	2,16,04,597.64	9,61,270.25	2,25,65,867.89	86,51,432.20	96	
10	Library Books	40%	29,30,58,054.05	5,16,05,640.65	34,46,63,694.70	28,22,85,513.48	2,49,51,272.49	30,72,36,785.97	3,74,26,908.73	1,07	
11	Library Equipment	15%	1,34,089.62		1,34,089.62	89,477.44	6,691.83	96,169.27	37,920.35		
12	Office equipment	15%	3,91,07,770.28	29,237.00	3,91,37,007.28	2,95,28,835.49	14,41,225.77	3,09,70,061.26	81,66,946.02	95	
13	Purchase other than Japan	15%	4,771.13		4,771.13	4,194.07	86.56	4,280.63	490.50		
14	Telecommunication	15%	89,652.70		89,652.70	78,813.15	1,625.93	80,439.08	9,213.62		
15	Vehicles	15%	1,31,66,581.15		1,31,66,581.15	45,84,395.17	12,87,327.90	58,71,723.07	72,94,858.08	85	
<b>Total</b>			<b>11,81,19,11,843.30</b>	<b>99,05,38,694.97</b>	<b>12,80,24,60,538.27</b>	<b>6,02,96,48,341.12</b>	<b>85,97,81,764.54</b>	<b>6,88,94,30,102.66</b>	<b>6,91,30,20,435.61</b>	<b>5,78,22,1</b>	
Previous Year			8,88,89,42,322.84	2,92,30,69,520.46	11,81,19,11,843.30	5,19,26,39,760.00	83,70,08,588.12	6,02,96,48,348.12	5,78,22,63,495.18	3,69,62,0	

Refer to our compilation reports & Notes on accounts For Madhur Jain & Co. (Chartered Accountants)



08 FEB 2022

Books = 57605640.65  
 online journals = 26416519.00  
 Total = 7,80,22,159.65

(Ram Saran)  
Asstt. Accountant

(Adarsh Srivastava)  
Asstt. Accountant

(D. K. Dhawan)  
JAO

(Vatsala Shivam)  
Finance Officer

(Prof R K Dhanan)  
Director

*Varun Bajpai*

Lt Col Varun Bajpai VSM  
Executive Registrar  
SGPGIMS, Lucknow

YEAR 2020-21

**Director SGPGIMS Academic Accounts**  
**Sanjay Gandhi Post Graduate Institute of Medical Sciences, Lucknow**  
**Statement of Income & Expenditure for the year ended 31.03.2021**

Expenditure	Amount (Rs.)	Income	Amount (Rs.)
To Miscellaneous Expenses	3,482,854.00	By Academic Fees	32,515,575.00
To Advertisement	394,970.00	By Admission Fees	1,225,000.00
To Traveling Expenses	483,522.00	By Application Fees	3,294,200.00
To Printing & Stationery	193,397.00	By Enrolment Fees	122,000.00
To Remuneration	4,202,832.00	By Examination Fees	1,133,400.00
To Bank Charges	21,026.26	By Interest from Savings Bank A/c	4,810,363.00
To Online Journal Expenses	26,416,519.00	By Hostel Fees	861,000.00
To Office Expenses	67,938.00	By Library Fees	387,250.00
		By Medical Subscription	86,400.00
To Surplus For The Year	10,172,229.74	By Bond Money	1,000,000.00
		By Misc Income	100.00
<b>Total</b>	<b>45,435,288.00</b>		<b>45,435,288.00</b>

Read with our report of even date annexed.

For Madhur Jain & Co.  
Chartered Accountants

*Madhur Jain*  
Madhur Jain  
[Partner]

Place: Lucknow  
Dated:



30 SEP 2021

*B.P. Bhuwan*  
[B.P. Bhuwan]  
[Asst. Acct]

*Vatsala Shivam*  
[Vatsala Shivam]  
[Finance Officer]

*Upendra Nath*  
08.10.2021  
[Upendra Srivastava]  
[Jr.A.O Research]  
U. N. Srivastava

*Dr. Aneesh Srivastava*  
[Dr. Aneesh Srivastava]  
[Dean]

*Sanjay Dua*  
[Sanjay Dua]  
[A.A.O Research]

*Prof R K Dhiman*  
[Prof R K Dhiman]  
[Director]

*Varun Bajpai*

**Lt Col Varun Bajpai VSM**  
Executive Registrar  
SGPGIMS, Lucknow

YEAR 2019-20

Bajpai Varun Post Graduate Institute of Medical Sciences, Lucknow

SCHEDULE OF FIXED ASSETS FOR THE YEAR 2019-20

Sl. Nos.	Particulars	Rate of Dep.	A			B		(A+B)	C			D		(C+D)	(A+B+C+D)		(A.C)
			Gross Block		Total as on 31.03.2020 Amount (Rs.)	Depreciation		Up To 31.03.2019 Amount (Rs.)	2019-20		Up To 31.03.2020 Amount (Rs.)	Net Block		as on 31.03.2019 Amount (Rs.)			
			Opening balance as on 1st April 2019 Amount (Rs.)	Transaction during 2019-20 (Net) Amount (Rs.)		Up To 31.03.2019 Amount (Rs.)	2019-20 Amount (Rs.)		as on 31.03.2020 Amount (Rs.)	as on 31.03.2019 Amount (Rs.)							
1	Medical Equipment	15%	4,37,56,88,038.78	55,14,46,337.46	4,92,71,34,976.24	2,15,23,71,745.43	41,62,14,484.62	2,56,85,86,230.05	2,35,85,48,746.19	2,22,33,16,493.35							
2	Fix. Asset of other eqp	15%	19,33,95,905.78	1,16,30,234.00	20,50,26,199.78	13,80,98,891.29	1,00,39,006.27	14,81,37,987.56	5,68,88,212.22	5,52,97,074.49							
3	Building & Fms	15%	55,55,898.24	-	55,55,898.24	28,26,761.51	4,09,370.51	32,36,132.02	23,19,766.22	27,25,136.73							
4	Building	10%	3,35,75,63,708.88	2,27,21,04,247.00	5,62,96,67,955.88	2,19,93,47,601.52	34,30,32,035.42	2,54,23,79,636.94	3,08,72,88,318.74	1,15,82,16,137.16							
5	Computer	40%	8,58,83,241.20	4,22,76,162.00	12,78,59,403.20	5,84,60,435.97	2,73,51,566.89	8,68,32,022.86	4,10,27,380.34	2,61,02,805.23							
6	Electrical Equip	15%	36,67,31,401.59	95,37,734.00	37,62,69,135.59	25,84,92,365.60	1,76,66,515.50	27,61,58,881.10	10,01,10,254.49	10,82,39,035.09							
7	Furniture & Furnishing	10%	12,77,82,841.55	3,58,37,214.00	16,36,20,055.55	5,53,10,695.10	1,08,30,936.05	6,61,41,631.15	9,74,78,424.40	7,24,72,146.45							
8	Landscaping work	10%	3,12,17,300.09	-	3,12,17,300.09	2,05,36,519.59	10,68,078.05	2,16,04,597.64	96,12,702.45	1,06,60,180.40							
9	Library Books	40%	29,30,58,054.05	-	29,30,58,054.05	27,51,03,819.77	71,81,693.71	28,22,85,513.48	1,07,72,540.57	1,79,54,234.78							
10	Library Equipment	15%	1,18,339.62	15,750.00	1,34,089.62	81,604.70	7,872.74	89,477.44	44,612.16	36,734.92							
11	Office equipment	15%	3,88,85,926.26	2,21,842.00	3,91,07,770.28	2,78,38,435.23	16,90,400.26	2,95,28,835.49	95,78,934.79	1,10,47,493.05							
12	Purchase other than Japan	15%	4,771.13	-	4,771.13	4,092.24	101.83	4,194.07	577.06	678.89							
13	Telecommunication	15%	89,652.70	-	89,652.70	76,800.29	1,912.86	78,813.15	10,839.55	12,752.41							
14	Vehicles	15%	1,31,66,581.15	-	1,31,66,581.15	30,69,891.76	15,14,503.41	45,84,395.17	85,82,185.98	1,00,96,989.39							
<b>Total</b>			<b>8,88,88,42,322.84</b>	<b>2,92,30,69,520.46</b>	<b>11,81,19,11,843.30</b>	<b>5,19,26,39,760.00</b>	<b>83,70,08,588.12</b>	<b>6,02,96,48,348.12</b>	<b>5,78,22,63,495.18</b>	<b>3,64,63,02,562.84</b>							
Previous Year			8,07,57,63,275.24	81,30,79,047.60	8,88,88,42,322.84	4,75,03,80,586.18	44,22,59,173.82	5,19,26,39,760.00	3,69,82,02,562.84	5,12,31,62,691.06							

(Manoj Swastava) Asstt. Accountant  
 (Adarsh Srivastava) Asstt. Accountant  
 (D.K. Dhasmana) JAO  
 (Vatsala Shivam) Finance Officer  
 (Manoj Swastava) Asstt. Accounts Officer  
 (Prof R K Dhman) Director

22 DEC 2020  
 Book = Nil  
 online journal = Nil  
 Total = Nil

*Varun Bajpai*  
**Lt Col Varun Bajpai VSM**  
 Executive Registrar  
 SGP GIMS, Lucknow

YEAR 2018-19

Sanjay Gandhi Post-Graduate Institute of Medical Sciences, Lucknow

SCHEDULE OF FIXED ASSETS FOR THE YEAR 2018-19

S No.	Particulars	Rate of Dep.	Gross Block		Total	Depreciation			Net Block		Schedule 7 as on 31.03.2019
			Opening balance as on 1st April 2018 Amount (Rs.)	Transaction during 2018-19 (Net) Amount (Rs.)		as on 31.03.2019 Amount (Rs.)	Up To 31.03.2018 Amount (Rs.)	2018-19 Amount (Rs.)	Up To 31.03.2019 Amount (Rs.)	as on 31.03.2019 Amount (Rs.)	
1	Medical Equipment	15%	3,653,403,981.90	727,284,656.88	4,380,688,638.78	1,887,483,703.68	264,888,041.73	2,152,371,745.41	2,223,316,893.37	1,765,821.15	
2	Pur & instl of other eqp.	15%	193,395,905.78	-	193,395,905.78	128,340,594.03	9,758,307.26	138,098,891.29	55,297,074.49	65,051.15	
3	Bedding & linen	15%	5,447,506.74	-	5,447,506.74	2,364,277.15	482,484.98	2,826,761.51	7,279,136.73	3,083.15	
4	Building	10%	3,317,878,708.68	108,392.00	3,318,967,100.68	2,075,066,277.39	124,281,234.13	2,199,347,501.52	1,158,216,107.16	1,242,812.15	
5	Computer	40%	63,573,115.20	22,010,126.00	85,583,241.20	56,751,983.15	2,728,452.82	59,480,435.97	26,102,805.23	6,821.15	
6	Electrical Eqpt.	15%	363,569,801.59	3,161,600.00	366,731,401.59	239,949,288.66	18,543,076.94	258,492,365.60	108,239,035.99	123,620.15	
7	Furniture & Furnishing	10%	109,318,790.55	18,464,051.00	127,782,841.55	49,309,795.61	6,000,899.49	55,310,695.10	72,472,146.45	60,008.15	
8	Landscaping work	10%	31,217,300.00	-	31,217,300.00	19,349,766.20	1,186,753.39	20,536,519.59	10,680,780.50	11,867.15	
9	Library Books	40%	293,058,054.05	-	293,058,054.05	263,134,330.25	11,969,489.52	275,103,819.77	17,954,234.28	29,923.15	
10	Library Equipment	15%	118,339.62	-	118,339.62	75,122.07	6,482.63	81,604.70	36,734.92	43.15	
11	Office equipment	15%	38,885,928.28	-	38,885,928.28	3,972.44	1,949,557.60	27,838,435.23	11,047,493.05	12,997.15	
12	Purchase other than Japan	15%	4,771.13	-	4,771.13	3,972.44	2,250.42	4,092.24	678.89	15.00	
13	Telecommunication	15%	89,652.70	-	89,652.70	74,649.87	2,250.42	76,900.29	12,752.41	3,213.40	
14	Vehicles	15%	5,801,359.43	7,365,221.72	13,166,581.15	2,587,868.05	482,023.71	3,069,891.76	10,096,689.39	15.00	
<b>Total</b>			<b>8,075,763,275.24</b>	<b>813,079,047.60</b>	<b>8,888,842,322.84</b>	<b>4,750,380,586.18</b>	<b>442,259,173.82</b>	<b>5,192,639,760.00</b>	<b>3,696,202,562.84</b>	<b>3,325,382.60</b>	
Previous Year			7,557,522,128.13	518,241,147.11	8,075,763,275.24	4,206,527,103.34	543,853,482.84	4,750,380,586.18	3,325,382,689.06	3,350,995.00	

Refer to our compilation reports & Notes on accounts For Madhur Jain & Co (Chartered Accountants)

Madhur Jain (Madhur Jain) Partner 25/10/19



Books online journal. = 13509067 = ✓  
= 13509067 = ✓

*Varun Bajpai*

Lt Col Varun Bajpai VSM  
Executive Registrar  
SGPGIMS, Lucknow



YEAR 2018-19

Director SGP GIMS Academic Accounts  
Sanjay Gandhi Post Graduate Institute of Medical Sciences, Lucknow  
Statement of Income & Expenditure for the year ended 31.03.2019

Expenditure	Amount (Rs.)	Income	Amount (Rs.)
To Miscellaneous Expenses	49,52,733.00	By Academic Fees	2,57,93,400.00
To Advertisement	14,77,976.00	By Admission Fees	10,20,000.00
To Traveling Expenses	21,50,698.00	By Application Fees	43,37,600.00
To Printing & Stationery	2,57,139.00	By Enrolment Fees	1,01,500.00
To Remuneration	26,90,688.00	By Examination Fees	7,43,281.00
To Bank Charges	15,016.29	By Interest from Savings Bank A/c	45,75,253.00
To Online Journal Expenses	1,35,09,067.00	By Hostel Fees	7,26,000.00
To Honorarium	41,000.00	By Library Fees	3,20,750.00
To Surplus For The Year	1,70,90,066.71	By Medical Subscription	66,600.00
		By Bond Money	45,00,000.00
<b>Total</b>	<b>4,21,84,384.00</b>		<b>4,21,84,384.00</b>

Read with our audit report of even date annexed.

For Madhur Jain & Co.  
Chartered Accountants

Madhur Jain  
[Partner]

[B.P. Bhuwan]  
[Asst. Acct]

[Indrajeet Singh]  
[Jr.A.O Research]

[U C Pandey]  
[S.A.O Research]

Place: Lucknow

Dated: 25/10/19



[Ashok Kumar Bajpai]  
[Finance Officer]

[Prof S K Mishra]  
[Dean]

[Prof Rakesh Kapoor]  
[Director]

*[Handwritten Signature]*

**Lt Col Varun Bajpai VSM**  
Executive Registrar  
SGPGIMS, Lucknow